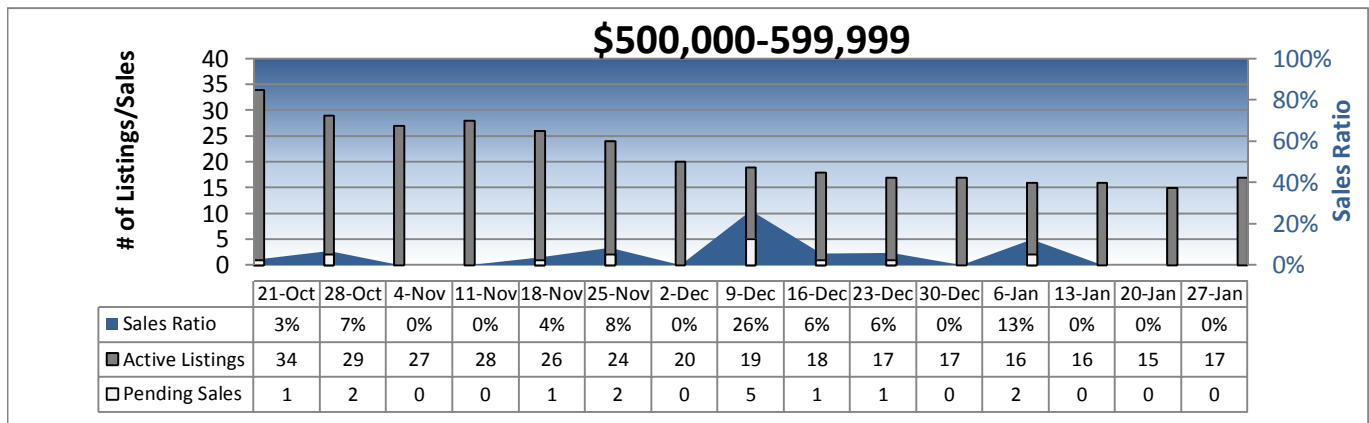
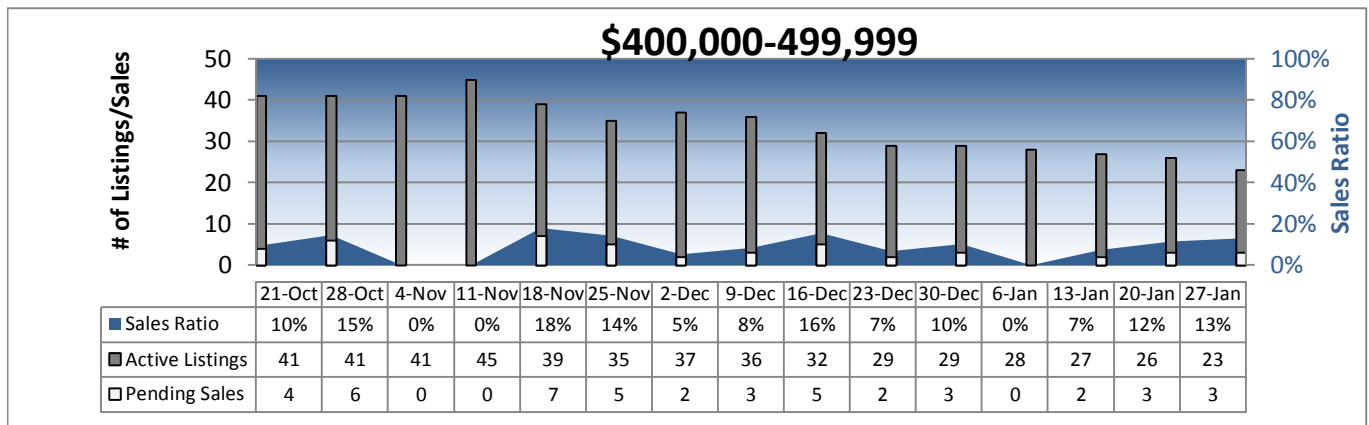
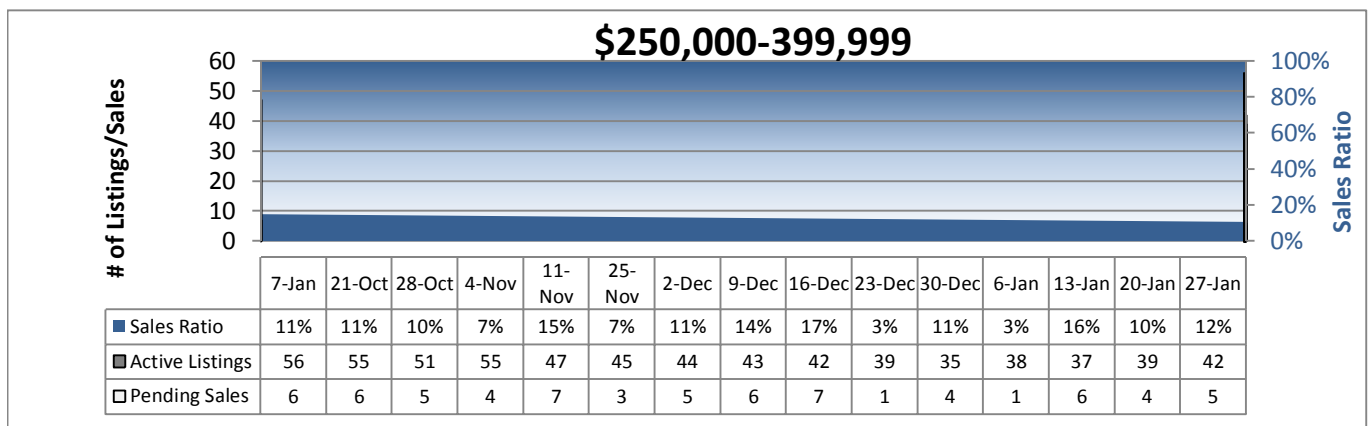
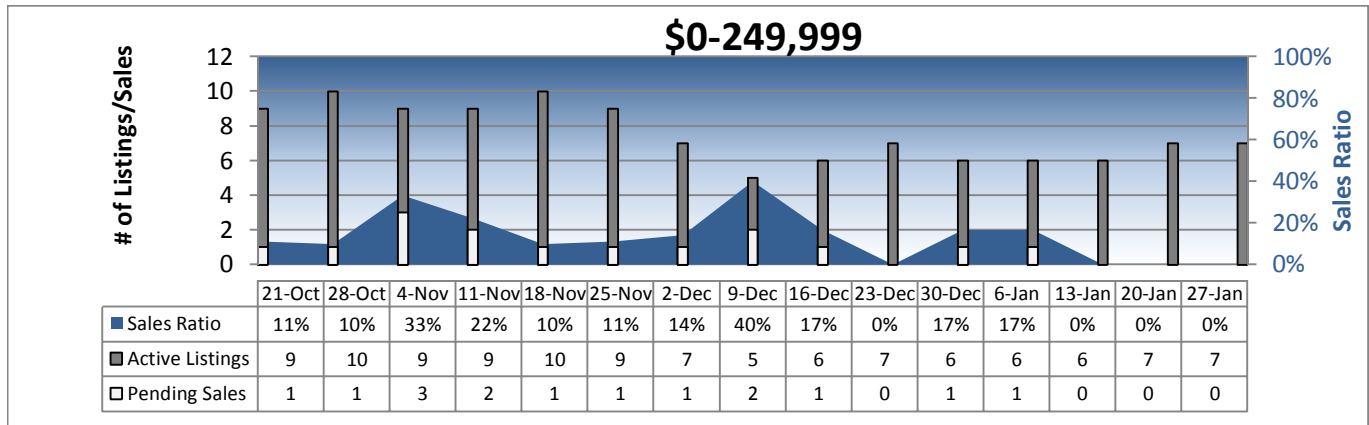


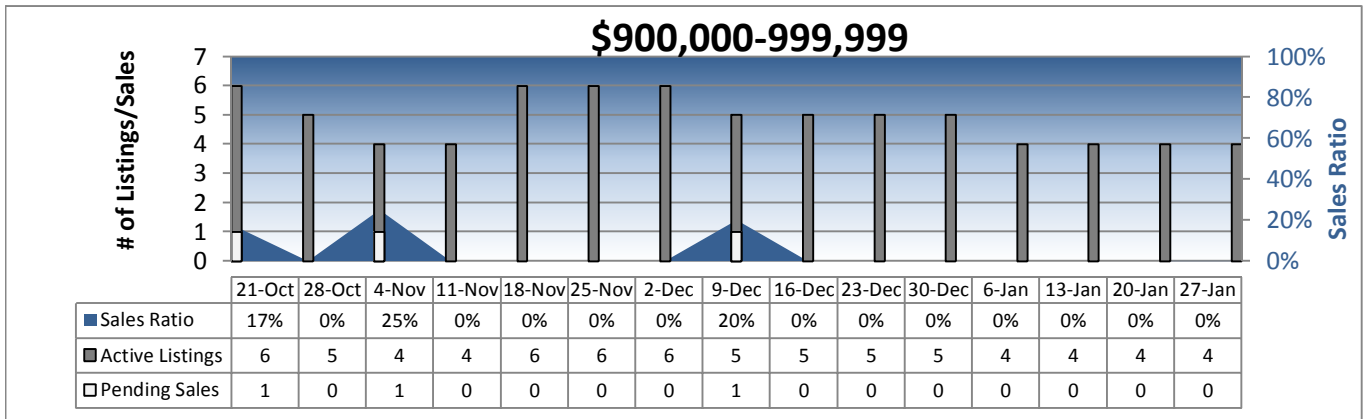
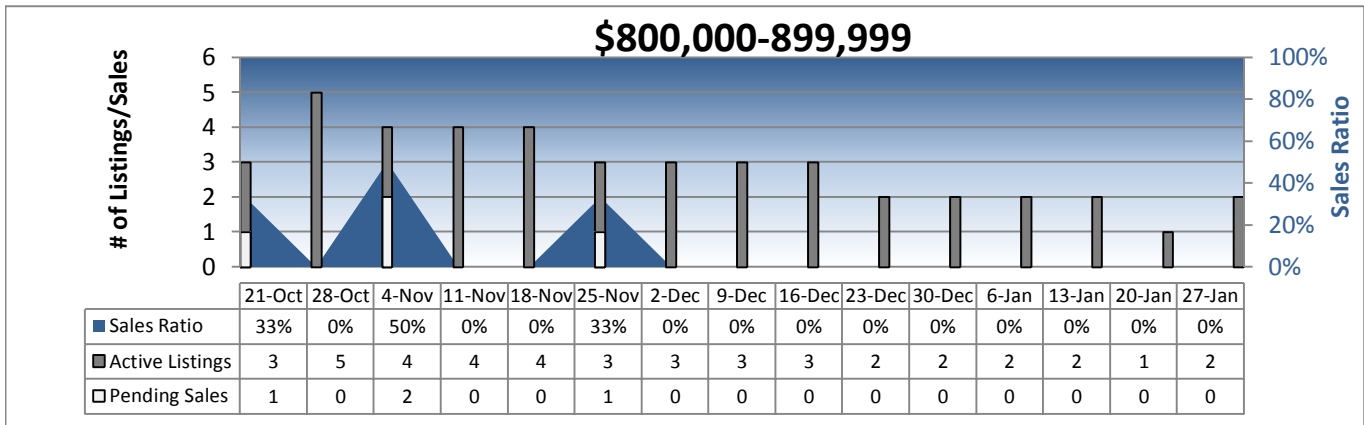
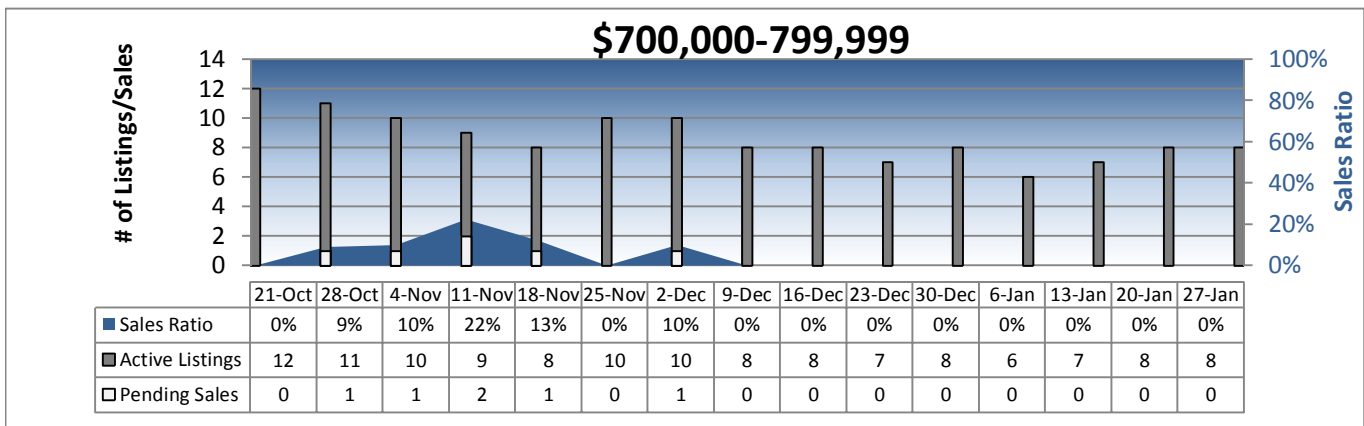
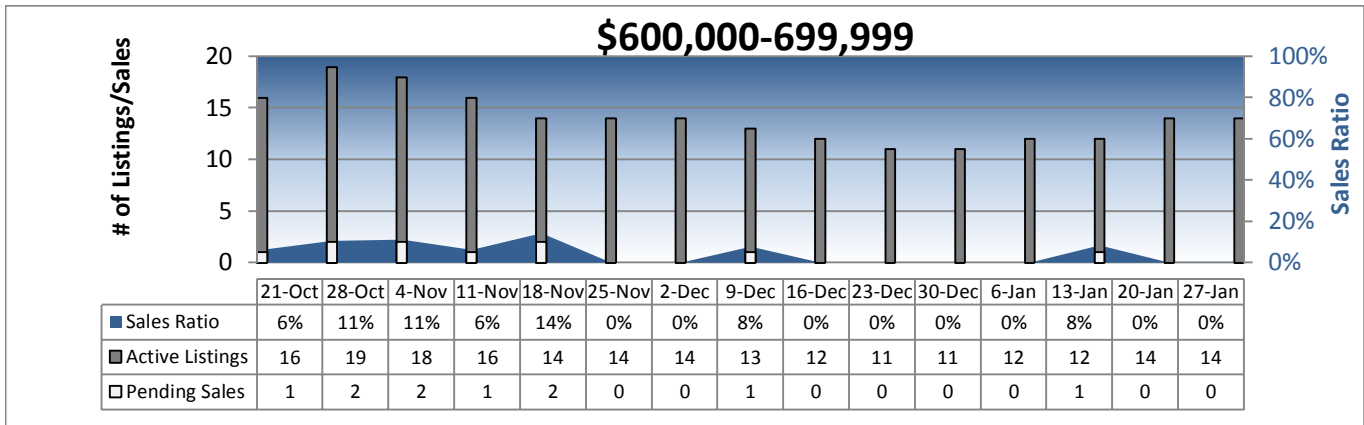
Area 530 - Bellevue (East of 405) Weekly Activity

Prepared by Windermere Real Estate/Mercer Island



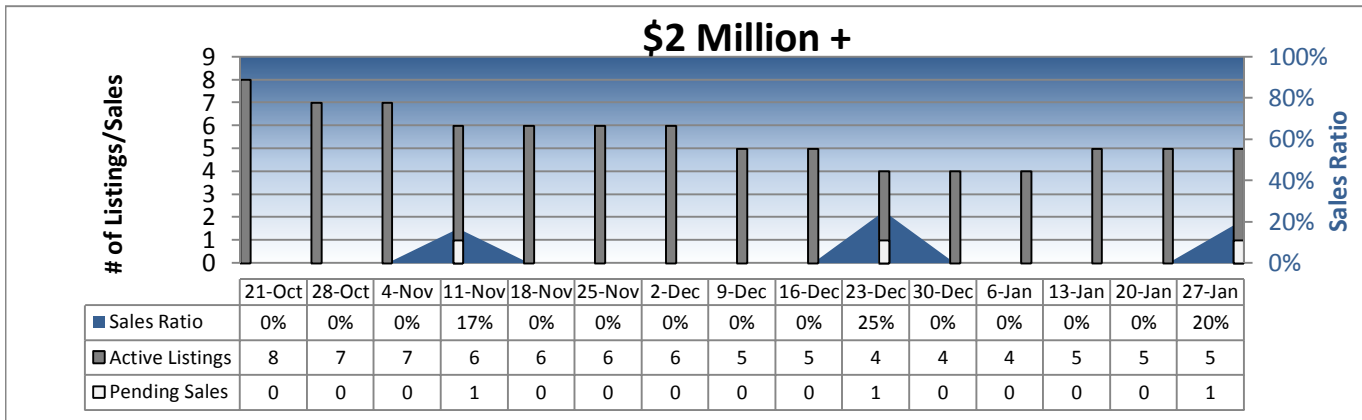
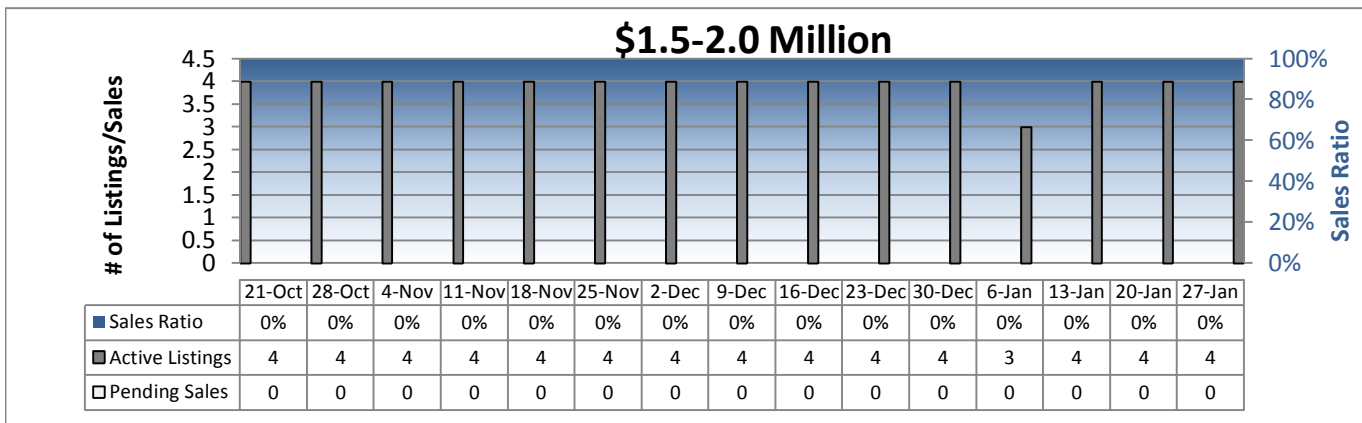
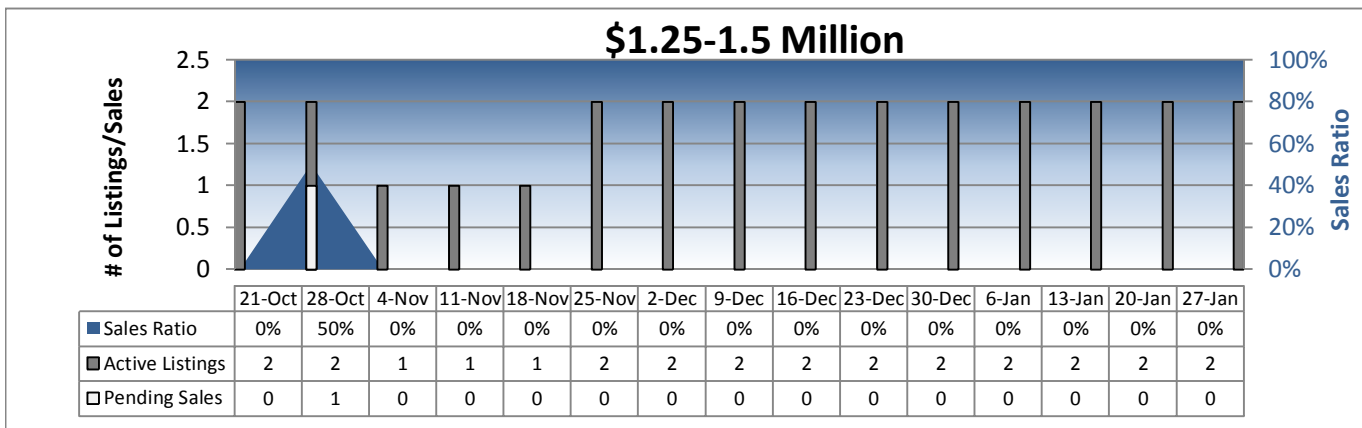
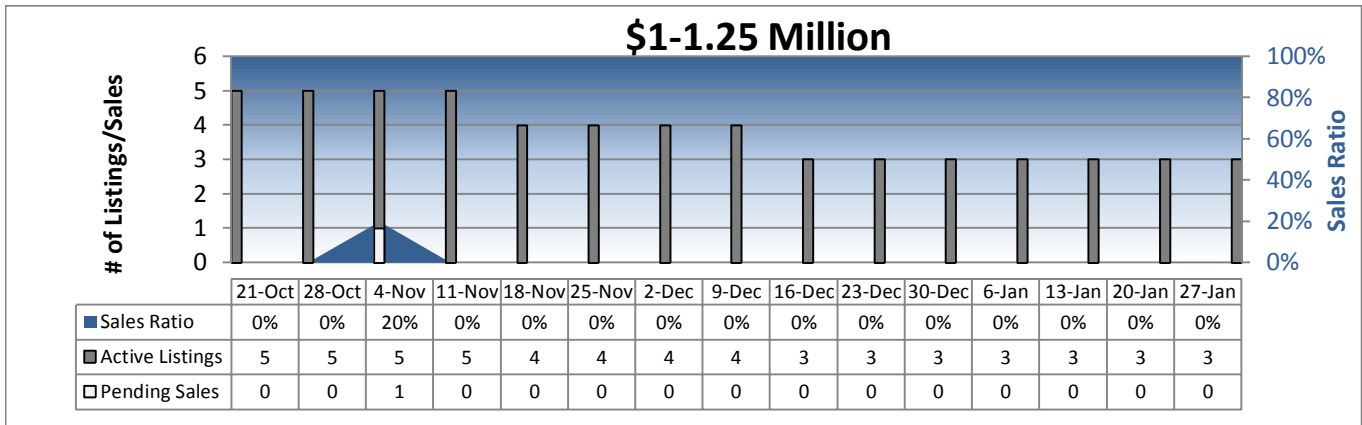
Area 530 - Bellevue (East of 405) Weekly Activity

Prepared by Windermere Real Estate/Mercer Island



Area 530 - Bellevue (East of 405) Weekly Activity

Prepared by Windermere Real Estate/Mercer Island



Area 530 - Bellevue (East of 405) Weekly Activity

	21-Oct	28-Oct	4-Nov	11-Nov	18-Nov	25-Nov	2-Dec	9-Dec	16-Dec	23-Dec	30-Dec	6-Jan	13-Jan	20-Jan	27-Jan
\$0-249k															
Active Listings	9	10	9	9	10	9	7	5	6	7	6	6	6	7	7
Pending Sales	1	1	3	2	1	1	1	2	1	0	1	1	0	0	0
Sales Ratio	11%	10%	33%	22%	10%	11%	14%	40%	17%	0%	17%	17%	0%	0%	0%
\$250-399k															
Active Listings	56	55	51	55	47	45	44	43	42	39	35	38	37	39	42
Pending Sales	6	6	5	4	7	3	5	6	7	1	4	1	6	4	5
Sales Ratio	11%	11%	10%	7%	15%	7%	11%	14%	17%	3%	11%	3%	16%	10%	12%
\$400-499k															
Active Listings	41	41	41	45	39	35	37	36	32	29	29	28	27	26	23
Pending Sales	4	6	0	0	7	5	2	3	5	2	3	0	2	3	3
Sales Ratio	10%	15%	0%	0%	18%	14%	5%	8%	16%	7%	10%	0%	7%	12%	13%
\$500-599k															
Active Listings	34	29	27	28	26	24	20	19	18	17	17	16	16	15	17
Pending Sales	1	2	0	0	1	2	0	5	1	1	0	2	0	0	0
Sales Ratio	3%	7%	0%	0%	4%	8%	0%	26%	6%	6%	0%	13%	0%	0%	0%
\$600-699k															
Active Listings	16	19	18	16	14	14	14	13	12	11	11	12	12	14	14
Pending Sales	1	2	2	1	2	0	0	1	0	0	0	0	1	0	0
Sales Ratio	6%	11%	11%	6%	14%	0%	0%	8%	0%	0%	0%	0%	8%	0%	0%
\$700-799k															
Active Listings	12	11	10	9	8	10	10	8	8	7	8	6	7	8	8
Pending Sales	0	1	1	2	1	0	1	0	0	0	0	0	0	0	0
Sales Ratio	0%	9%	10%	22%	13%	0%	10%	0%	0%	0%	0%	0%	0%	0%	0%
\$800-899k															
Active Listings	3	5	4	4	4	3	3	3	3	2	2	2	2	1	2
Pending Sales	1	0	2	0	0	1	0	0	0	0	0	0	0	0	0
Sales Ratio	33%	0%	50%	0%	0%	33%	0%	0%	0%	0%	0%	0%	0%	0%	0%
\$900-999k															
Active Listings	6	5	4	4	6	6	6	5	5	5	5	4	4	4	4
Pending Sales	1	0	1	0	0	0	0	1	0	0	0	0	0	0	0
Sales Ratio	17%	0%	25%	0%	0%	0%	0%	20%	0%	0%	0%	0%	0%	0%	0%
\$1-1.25M															
Active Listings	5	5	5	5	4	4	4	4	3	3	3	3	3	3	3
Pending Sales	0	0	1	0	0	0	0	0	0	0	0	0	0	0	0
Sales Ratio	0%	0%	20%	0%	0%	0%	0%	0%	0%	0%	0%	0%	0%	0%	0%
\$1.25-1.5M															
Active Listings	2	2	1	1	1	2	2	2	2	2	2	2	2	2	2
Pending Sales	0	1	0	0	0	0	0	0	0	0	0	0	0	0	0
Sales Ratio	0%	50%	0%	0%	0%	0%	0%	0%	0%	0%	0%	0%	0%	0%	0%
\$1.5-2M															
Active Listings	4	4	4	4	4	4	4	4	4	4	4	3	4	4	4
Pending Sales	0	0	0	0	0	0	0	0	0	0	0	0	0	0	0
Sales Ratio	0%	0%	0%	0%	0%	0%	0%	0%	0%	0%	0%	0%	0%	0%	0%
\$2M+															
Active Listings	8	7	7	6	6	6	6	5	5	4	4	4	5	5	5
Pending Sales	0	0	0	1	0	0	0	0	0	1	0	0	0	0	1
Sales Ratio	0%	0%	0%	17%	0%	0%	0%	0%	0%	25%	0%	0%	0%	0%	20%