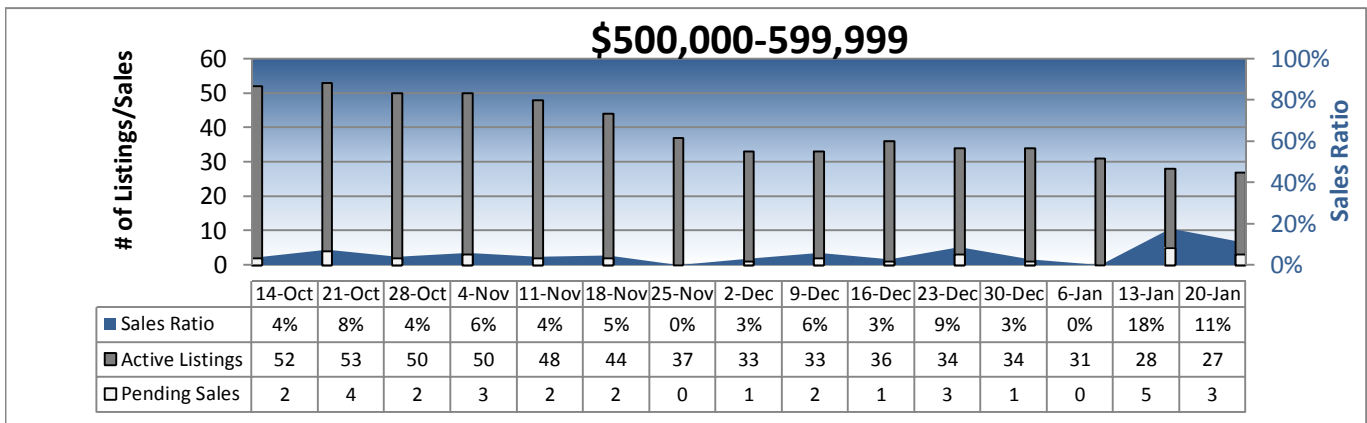
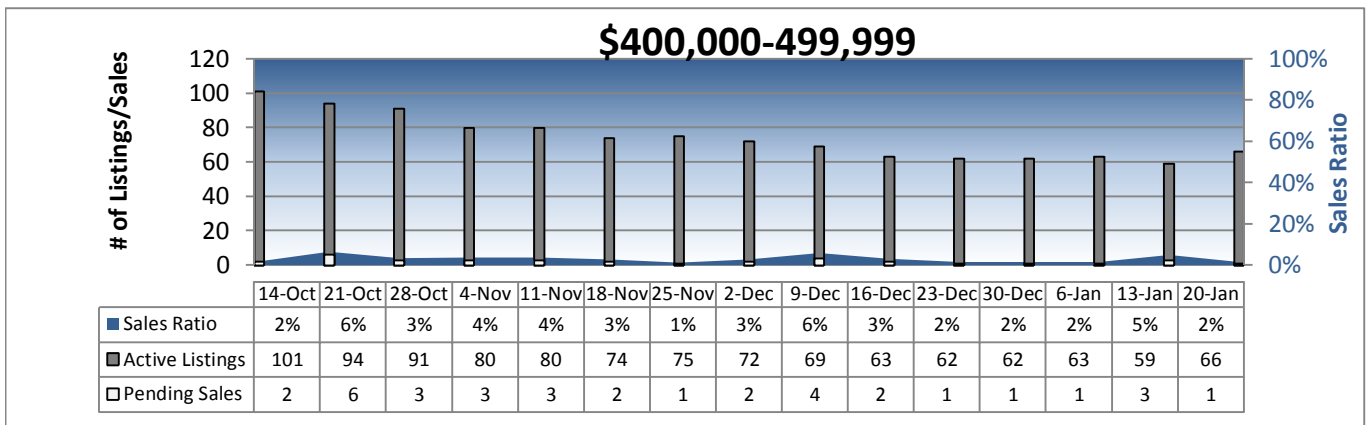
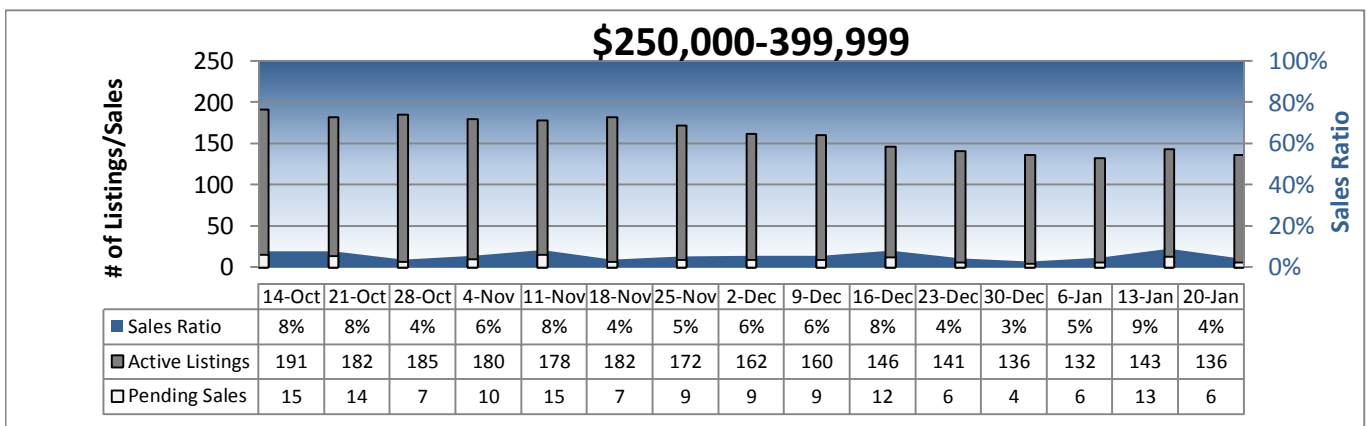
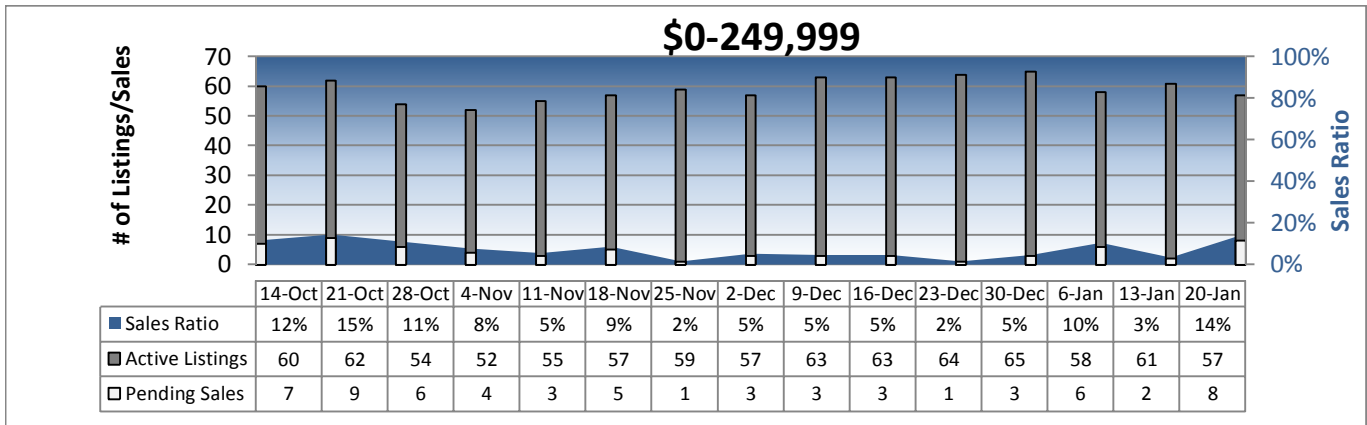


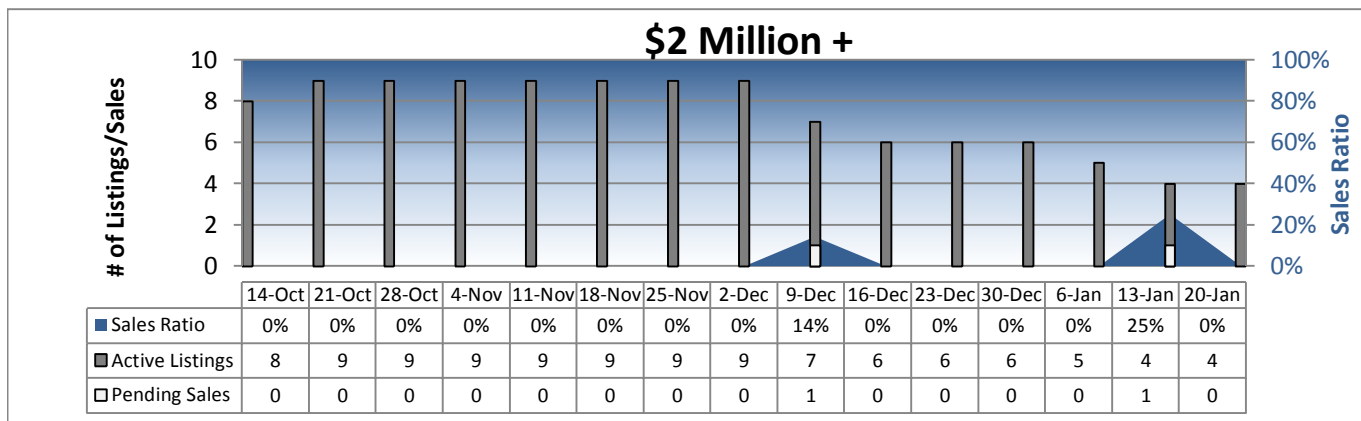
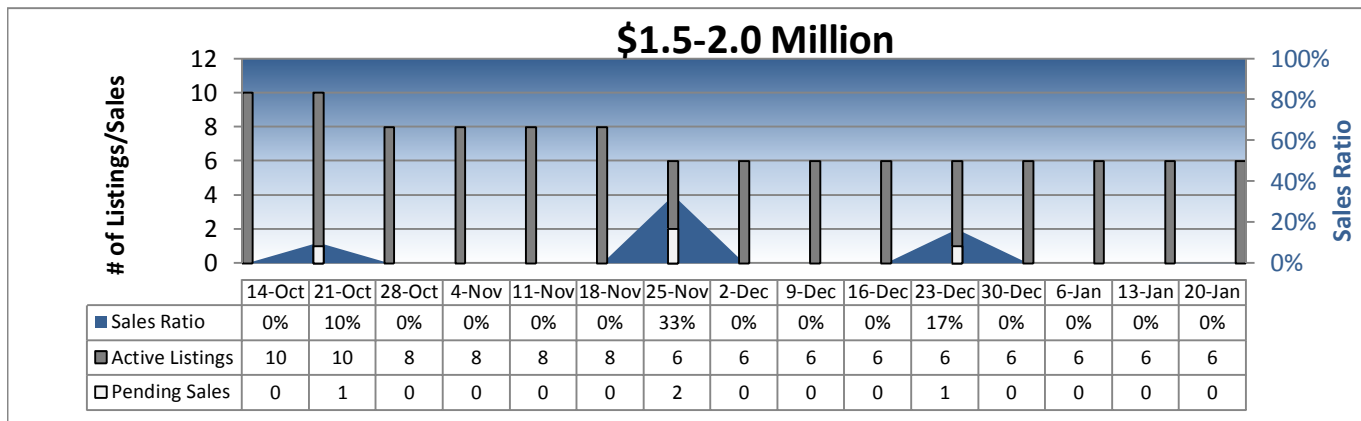
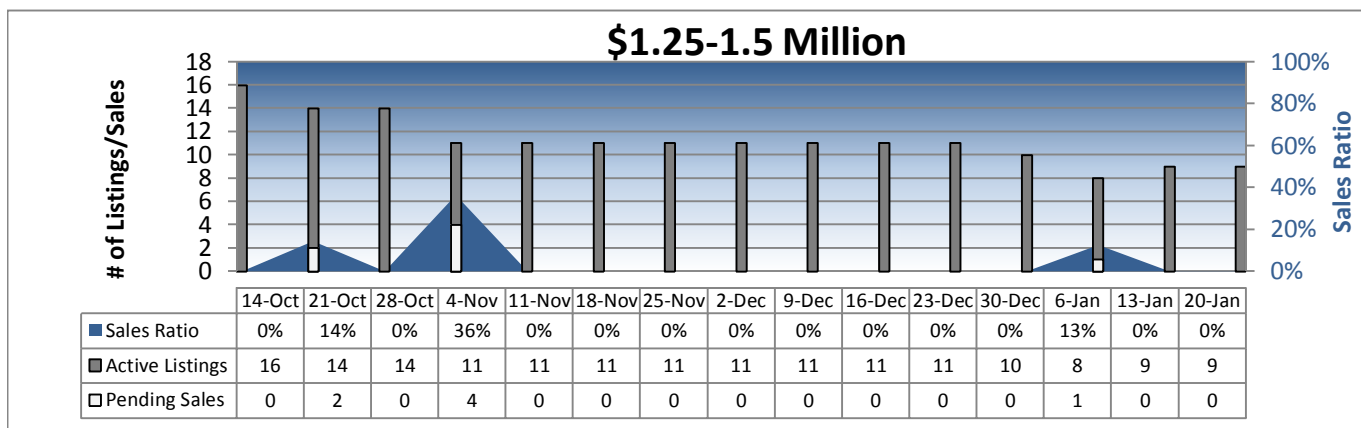
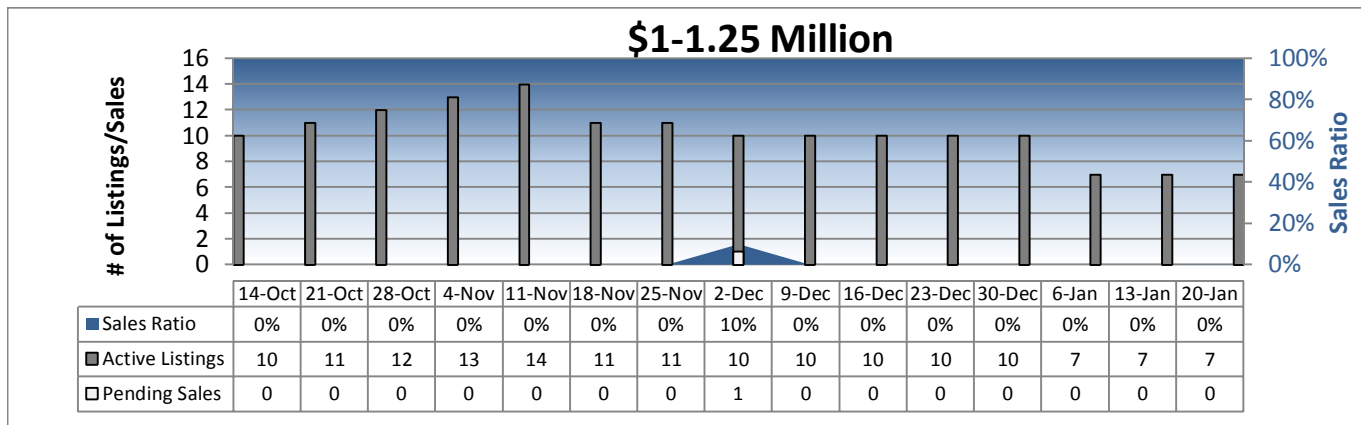
Area 600 - Juanita-Woodinville Weekly Activity

Prepared by Windermere Real Estate/Mercer Island



Area 600 - Juanita-Woodinville Weekly Activity

Prepared by Windermere Real Estate/Mercer Island



Area 600 - Juanita-Woodinville Weekly Activity

Price Range	14-Oct	21-Oct	28-Oct	4-Nov	11-Nov	18-Nov	25-Nov	2-Dec	9-Dec	16-Dec	23-Dec	30-Dec	6-Jan	13-Jan	20-Jan
\$0-249k															
Active Listings	60	62	54	52	55	57	59	57	63	63	64	65	58	61	57
Pending Sales	7	9	6	4	3	5	1	3	3	3	1	3	6	2	8
Sales Ratio	12%	15%	11%	8%	5%	9%	2%	5%	5%	5%	2%	5%	10%	3%	14%
\$250-399k															
Active Listings	191	182	185	180	178	182	172	162	160	146	141	136	132	143	136
Pending Sales	15	14	7	10	15	7	9	9	9	12	6	4	6	13	6
Sales Ratio	8%	8%	4%	6%	8%	4%	5%	6%	6%	8%	4%	3%	5%	9%	4%
\$400-499k															
Active Listings	101	94	91	80	80	74	75	72	69	63	62	62	63	59	66
Pending Sales	2	6	3	3	3	2	1	2	4	2	1	1	1	3	1
Sales Ratio	2%	6%	3%	4%	4%	3%	1%	3%	6%	3%	2%	2%	2%	5%	2%
\$500-599k															
Active Listings	52	53	50	50	48	44	37	33	33	36	34	34	31	28	27
Pending Sales	2	4	2	3	2	2	0	1	2	1	3	1	0	5	3
Sales Ratio	4%	8%	4%	6%	4%	5%	0%	3%	6%	3%	9%	3%	0%	18%	11%
\$600-699k															
Active Listings	63	63	60	54	52	48	54	54	56	58	57	54	50	52	49
Pending Sales	3	1	2	2	2	2	1	2	1	1	0	2	1	4	3
Sales Ratio	5%	2%	3%	4%	4%	4%	2%	4%	2%	2%	0%	4%	2%	8%	6%
\$700-799k															
Active Listings	34	31	30	28	25	26	23	20	20	20	19	17	17	17	16
Pending Sales	0	2	0	0	2	1	1	1	0	1	1	0	0	0	0
Sales Ratio	0%	6%	0%	0%	8%	4%	4%	5%	0%	5%	5%	0%	0%	0%	0%
\$800-899k															
Active Listings	18	20	20	19	16	16	17	16	14	14	13	14	14	11	10
Pending Sales	0	0	1	0	0	0	1	0	1	1	0	0	1	3	0
Sales Ratio	0%	0%	5%	0%	0%	0%	6%	0%	7%	7%	0%	0%	7%	27%	0%
\$900-999k															
Active Listings	6	8	8	8	8	6	8	8	8	8	8	8	8	9	8
Pending Sales	1	0	0	0	0	1	0	0	0	0	0	0	0	1	1
Sales Ratio	17%	0%	0%	0%	0%	17%	0%	0%	0%	0%	0%	0%	0%	11%	13%
\$1-1.25M															
Active Listings	10	11	12	13	14	11	11	10	10	10	10	10	7	7	7
Pending Sales	0	0	0	0	0	0	0	1	0	0	0	0	0	0	0
Sales Ratio	0%	0%	0%	0%	0%	0%	0%	10%	0%	0%	0%	0%	0%	0%	0%
\$1.25-1.5M															
Active Listings	16	14	14	11	11	11	11	11	11	11	11	10	8	9	9
Pending Sales	0	2	0	4	0	0	0	0	0	0	0	0	1	0	0
Sales Ratio	0%	14%	0%	36%	0%	0%	0%	0%	0%	0%	0%	0%	13%	0%	0%
\$1.5-2M															
Active Listings	10	10	8	8	8	8	6	6	6	6	6	6	6	6	6
Pending Sales	0	1	0	0	0	0	2	0	0	0	1	0	0	0	0
Sales Ratio	0%	10%	0%	0%	0%	0%	33%	0%	0%	0%	17%	0%	0%	0%	0%
\$2M+															
Active Listings	8	9	9	9	9	9	9	9	7	6	6	6	5	4	4
Pending Sales	0	0	0	0	0	0	0	0	1	0	0	0	0	1	0
Sales Ratio	0%	0%	0%	0%	0%	0%	0%	0%	14%	0%	0%	0%	0%	25%	0%